






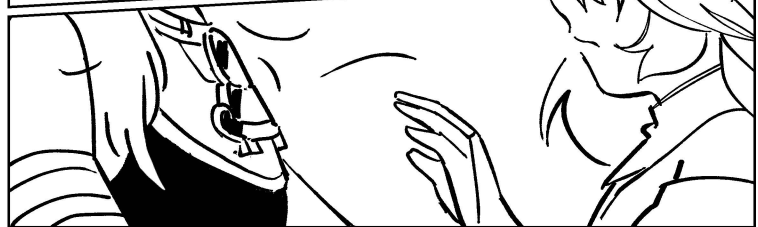


A MINI LAMASPHERE ZINE DOUJINSHI MANIFESTO THINGY

BY BABY LON
@ FAERIE





NOTHING.



PRINT INSTRUCTIONS

1. PRINT PAGES 1-2 OF THIS PDF
DOUBLESIDED

2. FOLD AND CUT AT THIS LINE

3. FOLD THE TWO HALVES AT THIS LINE

4. PUT THE HALF WITH PAGES 2,3,4,5
INSIDE THE OTHER HALF

IT'S A LITTLE BOOKLET NOW SO
YOU CAN TEST IF IT READS CORRECTLY

5. UNFOLD AND LIE FLAT, STAPLE AT
CENTER LINE

YOUR STAPLER MAY NOT BE ABLE TO
REACH THE CENTER LINE,
IF SO, YOU CAN ROLL UP THE PAPER
A LITTLE SO THE STAPLER CAN REACH.
THAT'S WHAT I DID.

THE ZINE MIGHT GET A BIT CREASED
THOUGH, SO IF YOU WORRY ABOUT THAT,
I RECCOMEND THIS TUTORIAL:

[YOUTUBE.COM/WATCH?V=BYSUIYJBOJY](https://www.youtube.com/watch?v=BYSUIYJBOJY)

6. ENJOY YURI

