











































WRITE YOUR NAME IN DRAK'YTHI

Welcome, Veilwalker.

In Hiraeth, names hold power—especially when etched into the language of magik. On this worksheet, you'll find a powerful alphabet to write your name: the ancient magical language of Drak'ythi.

Use this guide to discover the hidden magic in your name, claim your rune identity, and even design your own seal.

				
A	B	C	D	E
				
F	G	H	I	J
				
K	L	M	N	O
				
P	Q	R	S	T
				
U	V	W	X	Y
				
Z	HIRAETH	GEHENNA	ELYSIA	THE VEIL
				
SHIFTERS	KADU	ELVES	HUMA	ANIMA
				
UNDEAD	EMPYREAN	CYTHONIC BEINGS	AES SEDAI STRAINED	AES SEDAI NULLED

STEP 1: WRITE YOUR NAME IN ENGLISH (OR YOUR NATIVE ALPHABET)

Example: Remi

STEP 2: FIND EACH LETTER IN THE DRAK'YTHI ALPHABET


Use the chart provided to copy each rune below your name.

Example:

R
↓


E
↓


M
↓


I
↓



Remi =    

STEP 5: CREATE YOUR PERSONAL RUNE SEAL

Draw your full name in either language inside the crest.

Decorate it with symbols of your race, bloodline, or Anima affinity.

Prompt: What does your name feel like in power?



Use this sheet however you like: tattoo, notebook sigil, fanfic header, or altar art.

The magik of Hiraeth starts with a name.